


Isolation Ball Valves

Ball Valve with Extensions and Dual Purge Port



"Your Compressed Gas Equipment Specialists"



General Specifications:

The valve shall be 3 piece ball-type design with a brass forg-ing body and a chrome plated brass ball for sizes 1/2" to 4". Ball seats, stem seals and stem washer shall be Reinforced Teflon (PTFE), with Viton stem and flange O-rings. A blow-out proof stem shall be used and the valve shall have a maximum pressure rating of 600 psi [4,137 kPa].

Valves shall be operated by a lever-type handle requiring only a quarter turn from a fully open position to a fully closed position.

Ball valves shall be equipped with type "K" copper pipe stub extensions at both the inlet and outlet sides of the valve port to facilitate installation.


Valves shall be designed in such a manner that it can be "swung-out" during installation so as to prevent damage due to heat transfer during the brazing operation.

Each valve assembly shall be washed and degreased for medical gas service. Pipe stub extensions shall be capped at both ends. The valve shall be supplied in a sealed plastic bag to prevent contamination prior to installation.

comply with NFPA-99 and CSA Z7396.1.

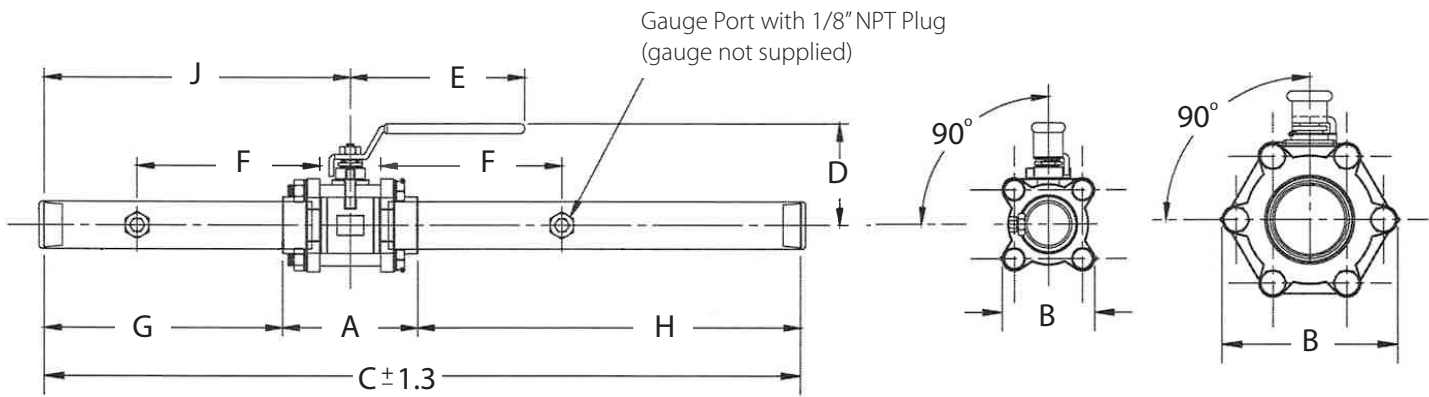
Features:

- 3-Piece Design for Ease of Maintenance.
- 100% Pressure Tested.
- Cleaned For Medical Gas Service.
- Blow-Out Proof Stem with (PTFE) Seals.
- Available in Sizes 1/2" - 4"
- Full-Port Design.
- Dual Purge Port Design.
- Include Locking Handles.


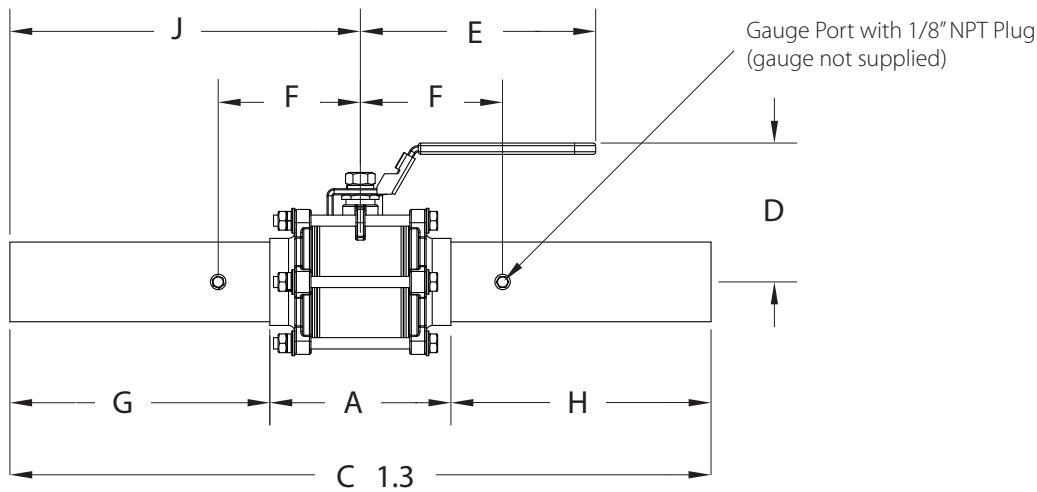


Technical Specifications

Inch
[mm]



*4 Bolt design shown



"Your Compressed Gas Equipment Specialists"

Model Numbers

Model #	Size	A	B	C	D	E	F	G	H	J	Bolts
CMS-41050-01	1/2 (13)	2-63/100 (67)	1-39/50 (45)	21 (533)	1-69/100 (43)	3-17/50 (85)	4 (102)	6-59/100 (167)	11-3/4 (299)	7-9/10 (201)	4
CMS-41075-01	3/4 (19)	2-47/50 (75)	2 (51)	21 (533)	2 (51)	4-17/50 (110)	4 (102)	6-14/25 (167)	11-1/2 (292)	8-3/100 (204)	4
CMS-41100-01	1 (25)	3-4/9 (87)	2-1/4 (57)	21 (533)	2-4/25 (55)	4-17/50 (110)	4 (102)	6-9/32 (156)	11-1/4 (286)	8 (203)	4
CMS-41125-01	1-1/4 (32)	3-97/100 (101)	2-18/25 (69)	21 (533)	2-69/100 (68)	5-13/100 (130)	4 (102)	5-3/4 (146)	11-1/4 (286)	7-7/10 (196)	4
CMS-41150-01	1-1/2 (38)	4-4/9 (113)	3-3/100 (77)	21 (533)	2-8/9 (73)	5-13/100 (130)	4 (102)	5-41/100 (137)	11-13/100 (283)	7-3/5 (193)	4
CMS-41200-01	2 (51)	5-14/25 (141)	3-69/100 (94)	19-47/50 (506)	3-17/50 (85)	6-31/100 (160)	2-8/9 (73)	5-1/4 (133)	9-13/100 (232)	8-1/50 (204)	4
CMS-41250-01	2-1/2 (64)	6-47/64 (141)	4-23/25 (125)	30-3/4 (781)	4-29/100 (109)	9-1/20 (230)	4 (102)	12-21/100 (310)	11-81/100 (300)	15-57/100 (396)	6
CMS-41300-01	3 (76)	7-3/5 (192)	5-1/2 (140)	32-1/4 (819)	4-3/5 (117)	9-1/20 (230)	4 (102)	12-4/5 (326)	11-17/20 (301)	16-31/50 (422)	6
CMS-41400-01	4 (102)	9-4/5 (249)	7-29/64 (189)	32 (813)	6-17/20 (174)	11-73/100 (298)	4 (102)	11-1/10 (282)	11-1/10 (282)	16 (407)	6

**Measurements: inches (millimeters)*

NOTE: All Valves Are Cleaned For Oxygen Use and Include Locking Handles.



"Your Compressed Gas Equipment Specialists"